

ZXL20-CM-SQ-RMD

LED Ceiling Mount . ZX20 Series



Product Features

- Ceiling mount lighting for architectural down light application.
- ETL outdoor wet location listed. IP65 standard.
- Machined from solid billet 6061-T6 corrosion resistant aluminum.
- Modular components - field changeable LED module & beam spread reflectors.
- Available in turtle friendly amber model.

Specification

Materials: Machined from billet 6061-T6 corrosion resistant aluminum with 304 stainless steel hardware. Available in 304/316 stainless steel or 360 brass upon request.

Glare Shield: 3 optional glare shields(GSL-long, GSA-angled GSS-short) for additional glare control. See page 3 for details.

Voltage: Fixture voltage is 36VDC. Remote driver is 120~277V AC. Remote driver comes in a NEMA type 3R enclosure.

Wattage: 20W Nichia LED, 16W for Amber LED or 18W Xicato LED.

Light Source: CRI 83. Available in CRI95 upon request. The chromaticity range is within a 3-step McAdam Ellipse. Standard CCT options are 2700K, 3000K, 4000K.

Lamp Base / Socket: Innovative cone-shaped lamp base and receptacle socket maximize the surface contact area to dissipate heat more effectively. See "Resources" for details.

Dimmability: Standard with phase dimming @120V, 0-10V dimming @ 120-277V. Please consult factor for DALI or DMX control.

Finish: Polyester powder coat on all aluminum materials with RoHS compliant procedures. Anodized finish is available. Stainless steel and brass models are provided with brushed surface.

Optical Accessories: Accepts up to 3 accessories (hexcel louver, optical lenses, dichroic color filters, etc.). Secured in place with metal snap ring.

Mounting Method: Utilizes 2x 8-32 UNC machine screws (provided) to attach to a standard octagon recessed back box (provided by others).

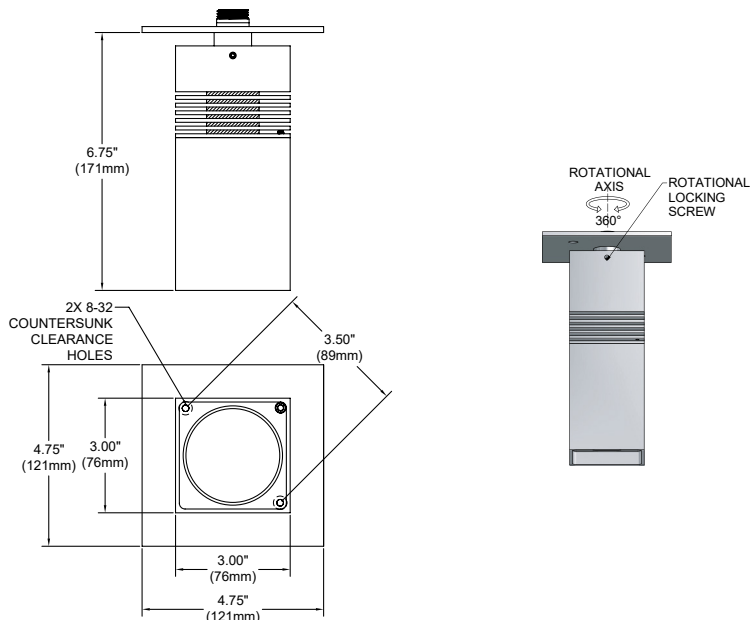
Ordering Guide

EXAMPLE: ZXL20-CM-SQ-RMD - GSL - UNV - N20 - 27 - 16 - PH - BK - LVR - CM5

SERIES	MATERIAL	OPTIONAL GLARE SHIELD	VOLTAGE	WATTAGE	CCT	OPTICS	OPTIONAL DIMMING	FINISH	OPTIONAL SELECT UP TO 3 OPTIC ACCESSORIES	OPTIONAL MOUNTING ACCESSORIES
ZXL20-CM-SQ-RMD	-	-	UNV	-	-	-	-	-	-	-
	BLANK Aluminum(Standard)	GSL	120~277V	N20 20W 27 2700K	16 16°	PH Phase dimming @120V only	Standard	BK Black Powder Coat	LVR Hexcel Louver	See page 3 for quick reference or "Accessories" link for detailed specification.
	NBR Natural Brass	GSA	X18 18W 30 3000K	26 26°	010 0-10V dimming	BZ Bronze Powder Coat	OSL Overall Spread Lens	LSL Linear Spread Lens		
	NSS Natural Stainless Steel	GSS		40 4000K	60 60°	DALI	WT White Powder Coat	SOL Solite Soft Focus		
	CU Natural Copper		AMB 16W AMBER			DMX	Premium	DF Dichroic Filter		
								ABK Anodized Black		
								ACL Anodized Clear		
								CC Custom Powder Coat		

Product Drawings

NOTE: Specification and dimensions subject to change without notice.

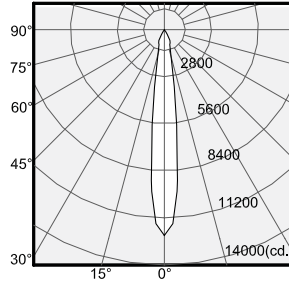


Photometry & Energy Data

MODEL ZXL20-CM-SQ-RMD-N20W-N

Input Power	20W
Color Temperature (CCT)	3000K
Color Rendering Index (Ra)	83
Beam Angle	16.1°
Max. Candlpower	12679cd
Delivered Lumens	1894lm
Efficacy	94lm/W

Polar Graph - Intensity



Cone of Light - Illuminance

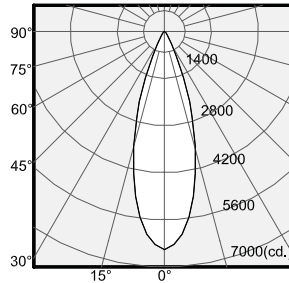
Center Beam (fc)	Beam Diameter	Distance
3170	0.6'	2.0'
792	1.1'	4.0'
352	1.7'	6.0'
198	2.3'	8.0'
127	2.8'	10.0'

1/2 Beam Angle: 16.1°

MODEL ZXL20-CM-SQ-RMD-N20W-M

Input Power	20W
Color Temperature (CCT)	3000K
Color Rendering Index (Ra)	83
Beam Angle	25.5°
Max. Candlpower	6795cd
Delivered Lumen	1930lm
Efficacy	97lm/W

Polar Graph - Intensity



Cone of Light - Illuminance

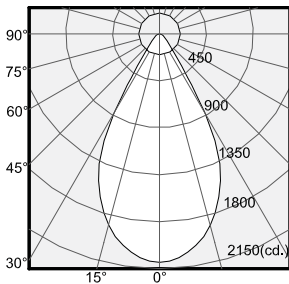
Center Beam (fc)	Beam Diameter	Distance
1699	0.9'	2.0'
425	1.8'	4.0'
189	2.7'	6.0'
106	3.6'	8.0'
68	4.5'	10.0'

1/2 Beam Angle: 25.5°

MODEL ZXL20-CM-SQ-RMD-N20W-W

Input Power	20W
Color Temperature (CCT)	3000K
Color Rendering Index (Ra)	83
Beam Angle	60.1°
Max. Candlpower	2084cd
Delivered Lumen	1904lm
Efficacy	92lm/W

Polar Graph - Intensity



Cone of Light - Illuminance

Center Beam (fc)	Beam Diameter	Distance
522	2.3'	2.0'
131	4.6'	4.0'
58	6.9'	6.0'
33	9.3'	8.0'
21	11.6'	10.0'

1/2 Beam Angle: 60.1°

Multiplier Table for above data

Type	Wattage	Multiplier
N20	20Watt	1.00
X18	18Watt	0.72
AMBER	16Watt	0.50

CCT Multiplier Table

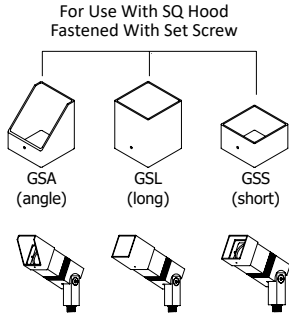
Color Temp.	Multiplier
2700K	0.97
3000K	1.00
4000K	1.05

Multiplier Table for IES Files (Taken from IES of ZXL20i-FIT-28W)

Type	Multiplier
N20	0.71
X18	0.51
AMBER	0.36

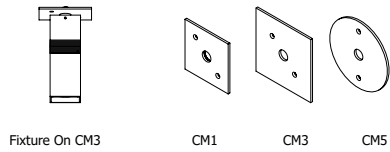
Product Options & Accessories

Optional Glare Shield

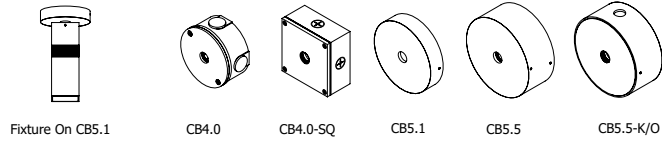


Mounting Accessories

Canopy Plate:



Surface Mount Box:



Notes