

# ZHL11 Perforated

(includes former ZXL11-HP model)

HANGING & CATENARY | ZH11 Series | DIA 1.75"  
5 - 7W | 12V | HK LED, Amber, RGB

**IP65**

Perforated Hanging Pendant LED Light: ZHL11-0R1SP1 in Bronze

## FEATURES

- Elegant and versatile compact hanging light with perforated metal hood, perfect for architectural outdoor and landscape lighting environments.
- 5W, 7W integrated HK LED. 2200-4000K CCT, including specialty Amber and RGB options.
- Wet Location Listed, IP65 Standard.
- Machined from solid aircraft grade (6061-T6), corrosion resistant aluminum, then anodized and powder coated to create a highly durable, marine grade finish. Also available in solid brass or stainless steel.
- Perforated hood with symmetric dot pattern creates subtle lighting around the fixture in addition to the down light.
- Modular components, field changeable LED.
- Hanging light ships standard with 60" power cable or can be ordered in any custom length. Power cord can easily affix to tree branches or beams or installed with coordinating canopy plate.
- Every fixture tested end of line for water tightness and light quality.

## SPECIFICATIONS

<b>Materials</b> Machined from billet 6061-T6 corrosion resistant aluminum with 304 stainless steel hardware. Available in 304/316 stainless steel or 360 brass upon request.	<b>Voltage</b> 12V AC/DC. Requires remote step down transformer.	<b>Optics</b> Accepts optical accessories (dichroic color filters). Secured in place with metal snap ring.
<b>Finish</b> Aluminum materials are first anodized and then powder coated for a robust, marine grade finish. Stainless steel and brass models are provided with brushed surface.	<b>Wattage</b> 5 or 7W HK LED.	<b>Mounting</b> Mounts to tree branches or wood beams using screw-mount cable ties or select coordinating canopy plate surface/box for pendant application. Standard fixture ships with 60" 18/2 SJTW power cable. Custom hanging lengths also available.
<b>Fixture Weight</b> 1 lb	<b>Light Engine</b> Innovative HK LED Light module operates like a lamp and can be easily changed in the field. CRI 90 Standard. Available in CRI 80 or CRI 95 upon request. Standard CCT options are 2700K, 3000K, 3500K, 4000K. Specialty 2200K, 2400K, 2500K, Amber, and RGB options available. Consult factory for specialty LED specification details.	
	<b>Dimming</b> MLV or ELV Phase Control dimming.	

## ORDERING GUIDE

EXAMPLE: ZHL11-0R1SP1-ABL-012V05W-27-60-DCF-CM1-ABL

MODEL	PHYSICAL OPTIONS				MATERIAL / FINISH			POWER		LIGHT		WIRE LEAD	
<b>ZHL11</b>	<b>OR1</b>							<b>012V</b>					
ZH11 Series 1.75" Hanging Light Integrated HK LED Perforated Hood	<b>TYPE</b>		<b>BODY</b>	<b>HOOD</b>		<b>ABL</b>	Aluminum Black	<b>VOLTAGE</b>		<b>WATTAGE</b>		<b>CCT</b>	
	<b>OR1</b>	Low Voltage, Round Single Light	<b>S</b> Standard	<b>P1</b> Perforated Style	<b>PC</b> Perforated Style, Custom	<b>ABR</b>	Aluminum Bronze	<b>012V</b>	12V AC	<b>05W</b>	5 Watts	<b>22</b>	2200K
						<b>AWH</b>	Aluminum White			<b>07W</b>	7 Watts	<b>24</b>	2400K
						<b>AAC</b>	Aluminum Anodized Clear <sup>1</sup>			<b>SPW</b>	Specialty <sup>2</sup>	<b>25</b>	2500K
						<b>NBR</b>	Natural Brass <sup>1</sup>					<b>27</b>	2700K
						<b>NCU</b>	Natural Copper <sup>1</sup>					<b>30</b>	3000K
						<b>NSS</b>	Natural Stainless Steel <sup>1</sup>					<b>35</b>	3500K
						<b>CCC</b>	Custom Finish <sup>1</sup>					<b>40</b>	4000K
												<b>AM</b>	Amber <sup>2</sup>
												<b>RG</b>	RGB <sup>2</sup>
												<b>60</b>	60"
												<b>XX</b>	Custom <sup>3</sup>

<sup>1</sup> Consult factory for specialty finish quoting and lead times.

<sup>2</sup> For Specialty AM (Amber LED) and RG (RGB LED), select SPW (Specialty) for Wattage. Consult factory for LED technical details before Specification or Order.

<sup>3</sup> Include desired Wire Lead Length in inches.

### OPTIONAL INSTALLED ACCESSORIES

OPTIC	MOUNTING (Most common listed, see Page 4 for additional options)	
<b>DCF</b> Dichroic Filter		
	<b>CANOPY MOUNT</b>	
	<b>CM1-XXX</b>	3.75" Square Canopy Plate
	<b>CM3-XXX</b>	4.75" Square Canopy Plate
	<b>CM5-XXX</b>	5" Round Canopy Plate
	<b>CM5-2-XXX</b>	5" Round Canopy Plate - Double
	<b>SURFACE MOUNT</b>	
	<b>CMLJ-XXX</b>	2.7" Round Surface Box
	<b>CB4.0-XXX</b>	4" Round Surface Box
	<b>CB5.5-XXX</b>	5.5" Round Surface Box
	<b>CABLE TIE</b>	
	<b>CBT-08-BLK</b>	8" Black Cable Tie

- Most common accessories listed..
- Consult Accessory Spec Sheet for desired option code.
- XXX represents color option.

### ADDITIONAL ACCESSORIES (Not Installed at Time of Order)

OPTIC ACCESSORIES
<b>DCF-11</b> Dichroic Filter

### OUTDOOR MAGNETIC TRANSFORMERS (120V input/12VAC Output)

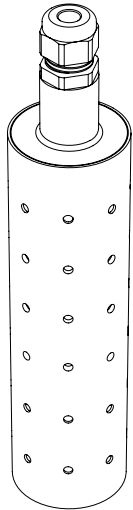
**TRANSFORMERS** (Go to [Accessories](#) for detailed specification)

EXAMPLE: **TXS-150-SS**

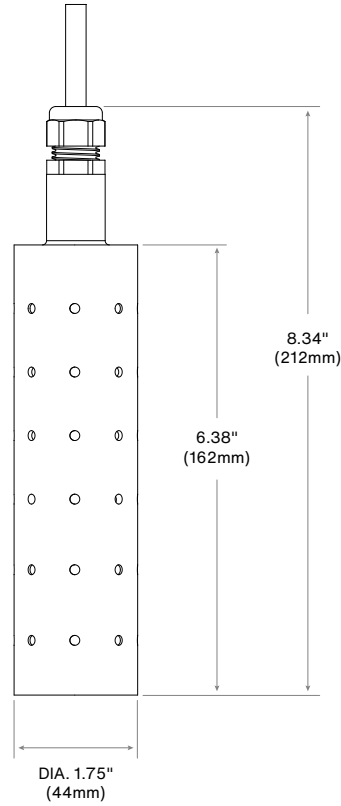
MODEL		WATTAGE (VA)						PRIMARY VOLTAGE (VAC)	
<b>TXM</b>	Stainless steel, wet location outdoor magnetic transformer Multitap   12VAC Output   MLV Dimming	<b>300</b>						<b>OTR-SS</b> (120V Only)	
<b>TXS</b>	Stainless steel, wet location outdoor magnetic transformer Multitap   12VAC Output   MLV Dimming	<b>150</b>	<b>300</b>	<b>600</b>				<b>SS</b> (120V Only)	
<b>TXM</b>	Compact, damp location magnetic transformer 12VAC Output   MLV Dimming	<b>20</b>	<b>40</b>	<b>60</b>	<b>100</b>	<b>150</b>	<b>300</b>	<b>120</b>	<b>277</b>
<b>IGT</b>	In ground outdoor magnetic transformer 12VAC Output   MLV Dimming	<b>50</b> (120V Only)			<b>100</b>	<b>300</b>	<b>600</b>	<b>120</b>	<b>277</b>
<b>TXE</b>	In-fixture or near mounted electronic transformer 12VAC Output   ELV Dimming   Enclosure by others	<b>60</b>						<b>120</b>	<b>277</b>

#### Notes:

## PRODUCT DRAWINGS



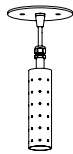
**ZHL11-OR1SP1**  
Perforated



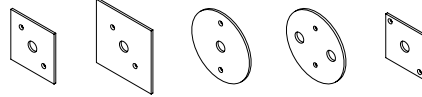
## OPTIONS & ACCESSORIES

### MOUNTING ACCESSORIES

#### Canopy Mount:

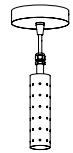


Fixture On CM5

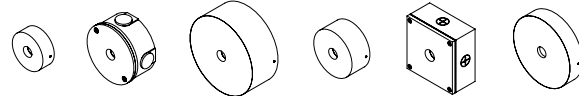


CM1 CM3 CM5 CM5-2 CM2

#### Surface Mount Box:

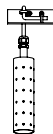


Fixture On CB5.1

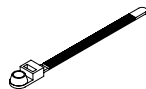


CMLJ CB4.0 CB5.5 CB3.5 CB4.0-SQ CB5.1

#### Screw-Mount Cable Ties:



Fixture Using CBT-08-BLK



CBT-08-BLK