

# ZHL16 Acrylic

(includes former ZXL16-H-ACRY and ZXL16-H-NF-ACRY models)

HANGING & CATENARY | ZH16 Series | DIA 2.25"

5 - 10W | 12V | HK LED, Amber, RGB



Standard Acrylic Hanging LED Light: ZHL16-0R1SA1 in Black



Finned Acrylic Hanging LED Light: ZHL16-0R1FA1 in Bronze

## FEATURES

- Elegant and versatile hanging light with acrylic hood, perfect for architectural outdoor and landscape lighting environments.
- 5W, 7W or 10W integrated HK LED. 2200-4000K CCT, including specialty Amber and RGB options.
- Wet Location Listed, IP65 Standard.
- Fixture body is machined from solid aircraft grade (6061-T6), corrosion-resistant aluminum, then anodized and powder coated to create a highly durable, marine grade finish. Also available in solid brass or stainless steel.
- Elegant brushed acrylic hood with diffuse sidewalls and either diffuse or polished end.
- Modular components, field changeable LED.
- Hanging light ships standard with 60" power cable or can be ordered in any custom length. Power cord can easily affix to tree branches or beams or installed with coordinating canopy plate.
- Every fixture tested end of line for water tightness and light quality.
- Readymade eligible configurations ship in 2 to 4 weeks, complete with selected accessories installed

## SPECIFICATIONS

<p><b>Materials</b></p> <p>Body: Machined from billet 6061-T6 corrosion resistant aluminum with 304 stainless steel hardware. Available in 304/316 stainless steel or 360 brass upon request.</p> <p>Hood: Brushed acrylic rod with diffuse sidewalls and either diffuse or polished end.</p>	<p><b>Voltage</b></p> <p>12V AC/DC. Requires remote step down transformer.</p>	<p><b>Dimming</b></p> <p>MLV or ELV Phase Control dimming.</p>
<p><b>Finish</b></p> <p>Aluminum materials are first anodized and then powder coated for a robust, marine grade finish. Stainless steel and brass models are provided with brushed surface.</p>	<p><b>Wattage</b></p> <p>5, 7 or 10W HK LED.</p>	<p><b>Optics</b></p> <p>Accepts optical accessories (dichroic color filters). Secured in place with metal snap ring.</p>
<p><b>Fixture Weight</b></p> <p>2 lbs</p>	<p><b>Light Engine</b></p> <p>Innovative HK LED Light module operates like a lamp and can be easily changed in the field. CRI 90 Standard. Available in CRI 80 or CRI 95 upon request. Standard CCT options are 2700K, 3000K, 3500K, 4000K. Specialty 2200K, 2400K, 2500K, Amber, and RGB options available. Consult factory for specialty LED specification details.</p>	<p><b>Mounting</b></p> <p>Mounts to tree branches or wood beams using screw-mount cable ties or select coordinating canopy plate surface/box for pendant application. Standard fixture ships with 60" 18/2 SJTW power cable. Custom hanging lengths also available.</p>

## ORDERING GUIDE

EXAMPLE: ZHL16-0R1SA1-ABL-012V05W-27-06-60-DCF-CM1-ABL

MODEL	PHYSICAL OPTIONS			MATERIAL/FINISH		POWER	LIGHT	ACRYLIC	WIRE LEAD	
<b>ZHL16</b>	<b>OR1</b>					<b>012V</b>				
ZH16 Series 2.25" Hanging Light Integrated HK LED Acrylic Hood	<b>TYPE</b>	<b>BODY</b>	<b>HOOD</b>		<b>ABL</b> Aluminum Black	<b>VOLTAGE</b>	<b>WATTAGE</b>	<b>CCT</b>	<b>LENGTH</b>	<b>LENGTH</b>
	<b>OR1</b> Low Voltage, Round Single Light	<b>S</b> Standard <b>F</b> Finned	<b>A1</b> Acrylic Style (side wall diffuse, end polished)	<b>A2</b> Acrylic Style (side wall and end diffuse)	<b>ABR</b> Aluminum Bronze	<b>012V</b> 12V AC	<b>05W</b> 5 Watts <b>07W</b> 7 Watts <b>10W</b> 10 Watts <b>SPW</b> Specialty <sup>2</sup>	<b>22</b> 2200K <b>24</b> 2400K <b>25</b> 2500K <b>27</b> 2700K <b>30</b> 3000K <b>35</b> 3500K <b>40</b> 4000K <b>AM</b> Amber <sup>2</sup> <b>RG</b> RGB <sup>2</sup>	<b>06</b> 6" <b>04</b> 4" <b>02</b> 2" <b>XX</b> Custom <sup>3</sup>	<b>60</b> 60" <b>XX</b> Custom <sup>3</sup>
			<b>AC</b> Acrylic Style, Custom Finish		<b>AWH</b> Aluminum White					
					<b>AAC</b> Aluminum Anodized Clear <sup>1</sup>					
					<b>NBR</b> Natural Brass <sup>1</sup>					
					<b>NCU</b> Natural Copper <sup>1</sup>					
					<b>NSS</b> Natural Stainless Steel <sup>1</sup>					
					<b>CCC</b> Custom Finish <sup>1</sup>					

Ready-made eligible configurations ship in 2 to 4 weeks.

<sup>1</sup> Consult factory for specialty finish quoting and lead times.

<sup>2</sup> For Specialty AM (Amber LED) and RG (RGB LED), select SPW (Specialty) for Wattage. Consult factory for LED technical details before Specification or Order.

<sup>3</sup> Custom length, include your desired length in inches.

### OPTIONAL INSTALLED ACCESSORIES

OPTIC	MOUNTING (Most common listed, see Page 4 for additional options)	
<b>DCF</b> Dichroic Filter	<b>CANOPY MOUNT</b>	
	<b>CM1-XXX</b>	3.75" Square Canopy Plate
	<b>CM3-XXX</b>	4.75" Square Canopy Plate
	<b>CM5-XXX</b>	5" Round Canopy Plate
	<b>CM5-2-XXX</b>	5" Round Canopy Plate - Double
	<b>SURFACE MOUNT</b>	
	<b>CMLJ-XXX</b>	2.7" Round Surface Box
	<b>CB4.0-XXX</b>	4" Round Surface Box
	<b>CB5.5-XXX</b>	5.5" Round Surface Box
	<b>CABLE TIE</b>	
	<b>CBT-08-BLK</b>	8" Black Cable Tie

- Consult Accessory Spec Sheet for desired option code.
- XXX represents color option.
- Ready-made options available in ABL and ABR only unless noted by the part code above.

### ADDITIONAL ACCESSORIES (Not Installed at Time of Order)

OPTIC ACCESSORIES
<b>DCF-16</b> Dichroic Filter

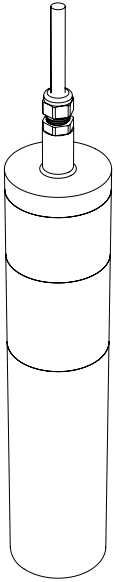
### OUTDOOR MAGNETIC TRANSFORMERS (120V input/12VAC Output)

TRANSFORMERS (Go to [Accessories](#) for detailed specification)

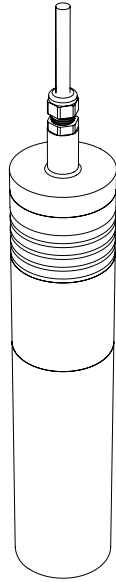
EXAMPLE: TXS-150-SS

MODEL	WATTAGE (VA)						PRIMARY VOLTAGE (VAC)	
<b>TXM</b> Stainless steel, wet location outdoor magnetic transformer Multitap   12VAC Output   MLV Dimming	<b>300</b>						<b>OTR-SS</b> (120V Only)	
<b>TXS</b> Stainless steel, wet location outdoor magnetic transformer Multitap   12VAC Output   MLV Dimming	<b>150</b>	<b>300</b>	<b>600</b>				<b>SS</b> (120V Only)	
<b>TXM</b> Compact, damp location magnetic transformer 12VAC Output   MLV Dimming	<b>20</b>	<b>40</b>	<b>60</b>	<b>100</b>	<b>150</b>	<b>300</b>	<b>120</b>	<b>277</b>
<b>IGT</b> In ground outdoor magnetic transformer 12VAC Output   MLV Dimming	<b>50</b> (120V Only)			<b>100</b>	<b>300</b>	<b>600</b>	<b>120</b>	<b>277</b>
<b>TXE</b> In-fixture or near mounted electronic transformer 12VAC Output   ELV Dimming   Enclosure by others	<b>60</b>						<b>120</b>	<b>277</b>

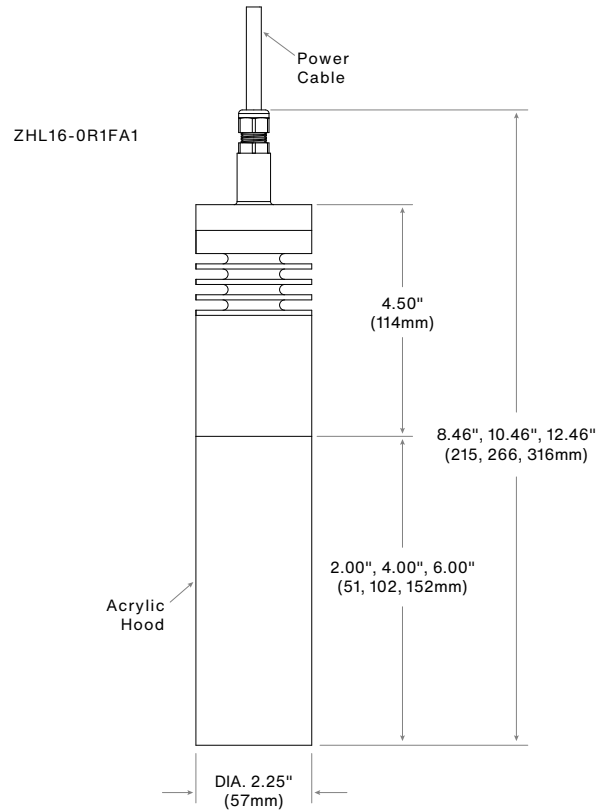
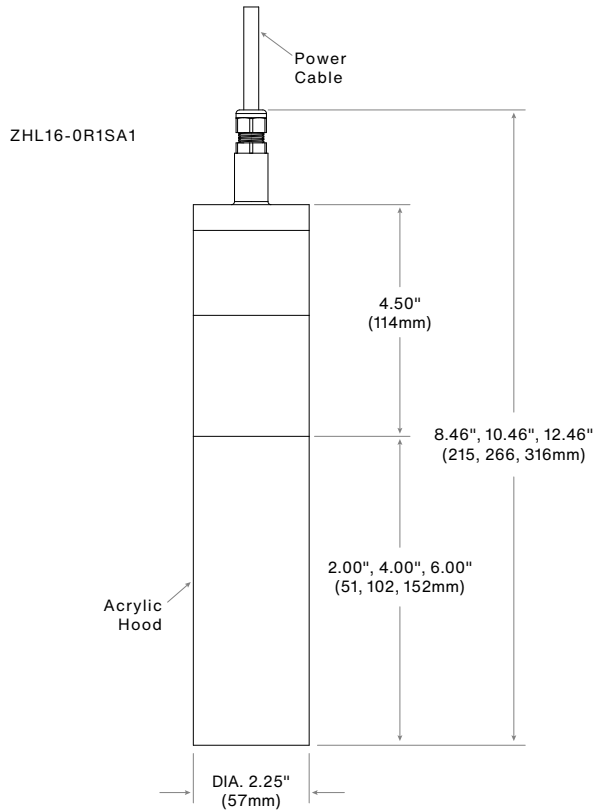
## PRODUCT DRAWINGS



**ZHL16-OR1SA1**  
Standard



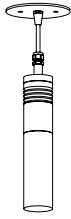
**ZHL16-OR1FA1**  
Finned



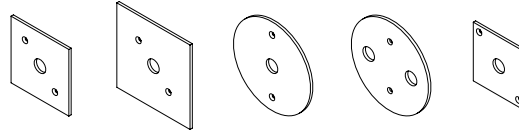
**OPTIONS & ACCESSORIES**

**MOUNTING ACCESSORIES**

Canopy Mount:

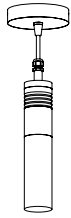


Fixture On CM5

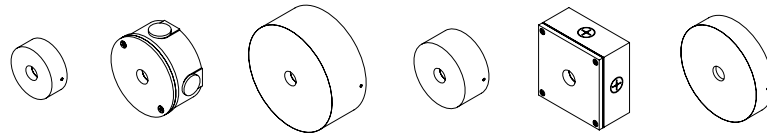


CM1 CM3 CM5 CM5-2 CM2

Surface Mount Box:

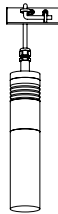


Fixture On CB5.1

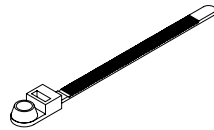


CMLJ CB4.0 CB5.5 CB3.5 CB4.0-SQ CB5.1

Screw-Mount Cable Ties:



Fixture Using CBT-08-BLK



CBT-08-BLK

■ Readymade eligible configurations ship in 2 to 4 weeks.

Notes: